



Agency Priority Goal | Action Plan | FY 2022 - Q4

Resilience and Food Security

Goal Leader(s):

Dina Esposito, Acting Assistant to the Administrator, Bureau for Resilience and Food Security

Goal Overview

Goal statement

- Facilitate inclusive, resilient growth in the agriculture and food system to sustainably reduce poverty, food insecurity, and malnutrition. By September 30, 2023, annual sales by assisted farms and firms in the agriculture and food system will exceed the pre-pandemic level of \$3 billion.

Problem to Be Solved

- The goal of the Feed the Future initiative is to sustainably reduce poverty, hunger, and malnutrition.
- The COVID-19 pandemic and Putin's war in Ukraine threaten to erase years of food-security progress. As a result of the pandemic, extreme poverty is rising globally for the first time in two decades, while global inequality is also on the rise. The latest estimate from the World Bank is that in 2020, the pandemic pushed up to 97 million additional people into poverty. Early modeling estimates that an additional 8-13 million people could become food insecure as a result of the war in Ukraine, though this estimate is likely conservative*.

What Success Looks Like

- Inclusive and sustainable agriculture-led economic growth provides many pathways to poverty reduction, generating jobs and reliable incomes directly through the agriculture and food system and indirectly through multiplier effects across the broader economy, and increases access to safe and nutritious foods.
- Feed the Future will make critical contributions to 20 percent reductions in poverty and stunting over the next five years in the areas where Feed the Future works.

**FAO Early Modeling Estimate (March 25, 2022) in [Summary Analysis: Impacts of Russia's war on Ukraine on Global Food Security USAID's Bureau for Humanitarian Assistance and Bureau for Resilience & Food Security, April 28, 2022 \(pg. 14\)](#)*

Goal target(s)

In the table below, please repeat the key metrics included in the goal statement (previous slide) that will be used to track progress.

Please update this column each quarter.

Achievement statement		Key indicator(s)	Quantify progress			Frequency
By...	We will...	Name of indicator	Target value	Starting value	Current value	Update cycle
9/30/2022	Contribute to increasing annual sales by assisted farms and firms in the agriculture and food system above pre-pandemic levels of \$3 billion	Value of annual sales of producers and firms in the agriculture and food system receiving USG assistance	\$2,260,521,458	\$1,683,248,584	NA	Final actual available by April 2023
09/30/22	Contribute to agriculture-related financing.	Average value per capita of agriculture-related financing received by females as a percentage of the value per capita of agriculture-related financing received by males as a result of USG assistance	153%	N/A	NA	Final actual available by April 2023
09/30/22	Contribute to the number of FTF evaluations	Number of Feed the Future (FTF) Evaluations Completed	2	4	7	One week after the end of last quarter.

Data accuracy & reliability

USAID collects data to support annual indicators for the APG on Resilience and Food Security from all Feed the Future (FTF) countries and U.S. Government (USG) interagency partners, to the extent they select to use key measures and report their data, and capture results within and outside the Zones of Influence (ZOI). The Agency compiles them in the Development Information Solution (DIS), and updates them annually.

FTF reporting in DIS is part of an interagency effort to consolidate USG reporting on FTF activities. Twelve USG agencies work together on food security efforts for FTF and seven of those agencies contribute indicator data to DIS, including USAID, the U.S. Department of Agriculture (USDA), Millennium Challenge Corporation (MCC), Peace Corps, Department of Treasury, the U.S. African Development Foundation (USADF), and the Inter-American Foundation (IAF).

FTF verifies performance data using Data-Quality Assessments (DQAs), and the data must meet standards of validity, integrity, precision, reliability, and timeliness. Each USAID Operating Unit must document the methodology used to conduct the DQAs. DQA and data-source records are maintained in the Performance Management Plans, as described in USAID's Automated Directive System (ADS) Chapter 201.3.5.7, <https://www.usaid.gov/sites/default/files/documents/201.pdf>).

To ensure the quality of data, USAID works closely with the USG interagency and our implementing partners to review and validate. USAID usually has preliminary data on APG annual indicators actuals for the previous fiscal year and updated targets by December of that calendar year, and final data by April of the next calendar year.

Goal Team

RFS Front Office

- Dina Esposito, Acting Assistant to the Administrator, RFS
- Mia Beers, Deputy Assistant to the Administrator, RFS
- Rob Bertram, Chief Scientist

RFS Center for Agriculture Led Growth

- Jennifer Tikka, Director
- Steve Morin, Market Systems and Finance Division Chief
- Julie March, Production Systems Division Chief
- Regina Eddy, Acting Input Systems Division Chief

RFS Office of Country Support

- Linda McElroy, Director
- Lauren Ruth, Africa Division Chief
- Sally Rey, Latin America and Asia Division Chief

RFS Center for Resilience

- Christine Gottschalk, Director
- Jennifer Horsfall, Resilient Communities and Systems Division Chief
- Jami Montgomery, Resilient Livelihoods and Markets Division Chief

RFS Center for Water Security, Sanitation and Hygiene

- Jeffrey Goldberg, Director
- Abbie Jones, Global Strategy and Leadership Division Chief
- Sam Huston, Water and Sanitation Technical Services Division Chief

RFS Center for Nutrition

- Carol Wilson, Director
- Kelly Cormier, Food Safety Division Chief
- Megan Rhodes, Nutrition Technical Services Division Chief

Policy Analysis and Engagement

- Amy Sink Davies, Director
- Chris Hillbruner, Analysis and Learning Division Chief
- Chris Shepherd-Pratt, Policy Division Chief
- Vacant, Strategic Engagement Division Chief

Goal Strategies

Key Strategies:

- Strengthen inclusive, productive, and profitable food and agriculture systems, especially for small-scale producers and micro, small, and medium enterprises (MSMEs);
- Strengthen and expand access to markets and trade, increase market participation, and increase movement, availability, and affordability of agricultural inputs, goods, services, and safe, nutritious foods;
- Increase representation, employment, and entrepreneurship, especially for the landless, extreme poor, women, youth, and marginalized or underrepresented groups; and
- Drive sustainable productivity increases while promoting nature-positive impacts on natural resources and the environment.

Goal Strategies

External factors:

- **Climate Change:** Climate change is both a stressor and risk multiplier, leading to increased crop failures, water insecurity, depletion of natural resources, and more frequent and extreme weather events. Farmers face higher temperatures that stress crops and livestock, as well as make agricultural labor more difficult and dangerous. In addition, there are longer droughts, unpredictable rains, and warming oceans affecting fish stocks. Agricultural and food systems contribute approximately 21-37 percent of global human-caused greenhouse gas (GHG) emissions. We have mainstreamed evidence-based climate adaptation approaches across the refreshed Global Food Security Strategy 2022-2026's (GFSS-R) three objectives to mitigate this threat and accelerate and protect progress.
- **COVID-19 Pandemic's Long-Term Effects:** In addition to the immediate health repercussions of COVID-19 itself and its burden on overwhelmed health systems, the secondary effects of COVID-19 include disruptions to the key components of the food system that allow for continuous, sustainable access to nutritious foods. Efforts to curb the spread of COVID-19 have disrupted access to food, compromised nutrition, eliminated jobs and shut down entire sections of economies, including agriculture. COVID-19 pushed 97 million people into extreme poverty in 2020, and is deepening the gender poverty gap as women's livelihoods are disproportionately impacted. We will use our existing Feed the Future infrastructure to mitigate the near, medium and long term secondary economic impacts of the pandemic by ensuring food and market systems continue to function.
- **Conflict:** Conflict has become one of the largest drivers of food crises worldwide especially in countries affected by major crises, including conflict and climate shocks. Much of our food security programming takes place in areas characterized by tension among and within social and socioeconomic groups, social marginalization, and in some cases, outright violence. All of these factors mutually affect each other. We are emphasizing integration of conflict-sensitive, peace-building and social cohesion strategies across programming in these areas.

Goal Strategies

External factors cont.

- **Putin's war in Ukraine:** The impacts of Putin's war are being felt far beyond Ukraine's borders, with huge implications for global food security and nutrition, especially for countries already vulnerable to rising hunger. The conflict continues to raise concerns due to reduced food and fertilizer supplies and subsequent price increases in these commodities, along with fuel. If not mitigated, these price increases on food and commodities will likely diminish crop productivity and reduce incomes, further undermining families' abilities to access nutritious food. In this scenario, this could result in significant increases in global poverty, hunger, and malnutrition. We will leverage the Feed the Future initiative to respond and blunt the impacts of the crisis in Ukraine.

Goal Strategies

Goal: Sustainably reduce global poverty, hunger and malnutrition

Objective 1

Inclusive and sustainable agriculture-led economic growth

Objective 2

Strengthened resilience among people and systems

Objective 3

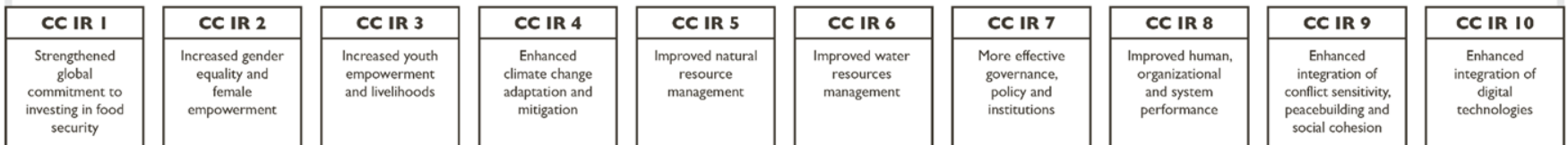
A well-nourished population especially among women and children

Inclusion, equality and equity are essential to achieving these objectives.

Intermediate Results (IR)

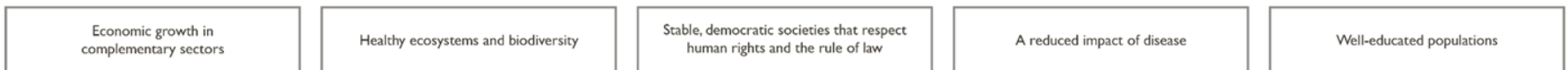


Cross-Cutting Intermediate Results (IR)



Complementary Results

Long-term food security efforts benefit from and contribute to complementary work streams that promote:

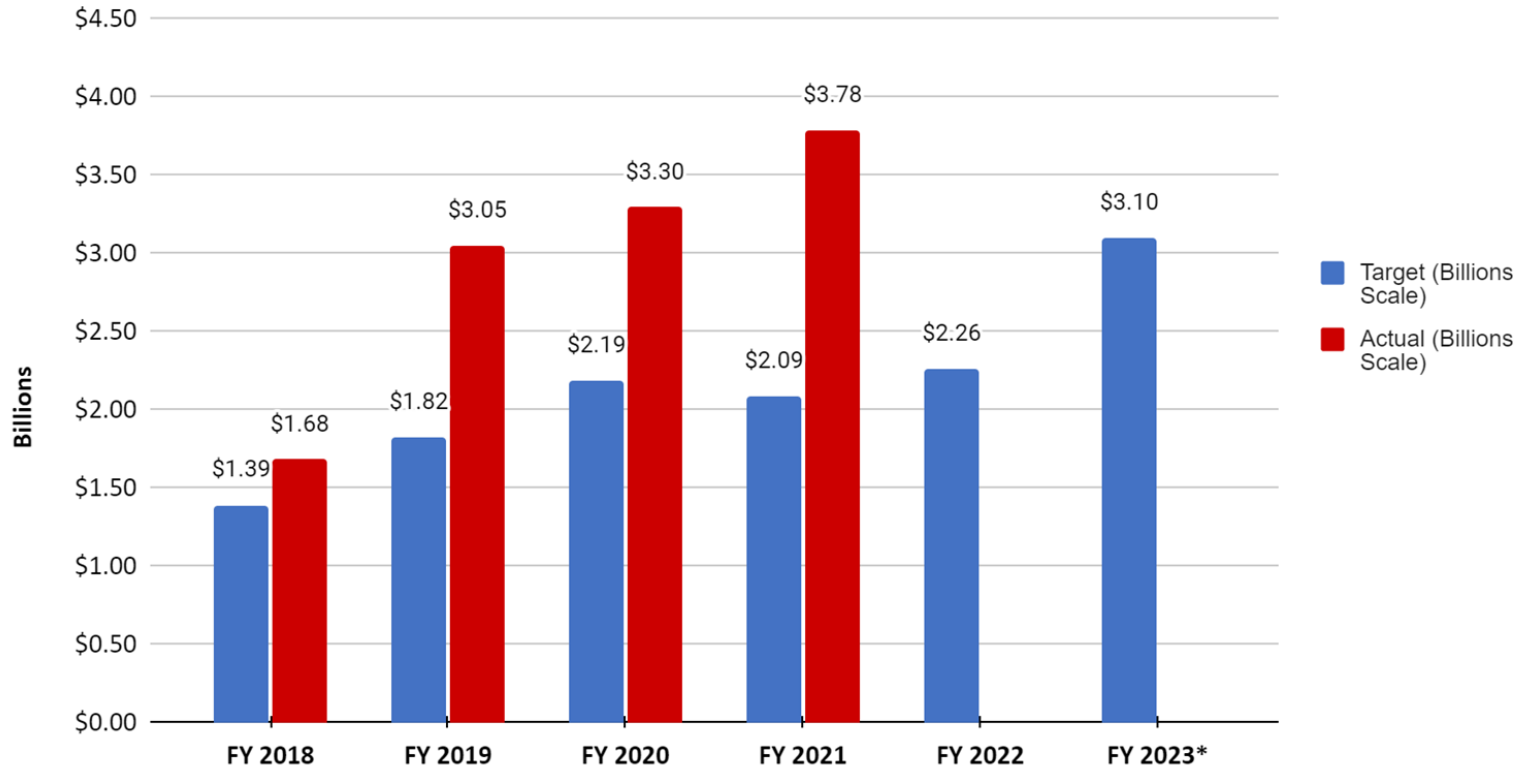


Source: U.S. Government Global Food Security Strategy 2022-2026.

https://www.usaid.gov/sites/default/files/documents/Global-Food-Security-Strategy-FY22-26_508C.pdf

Key indicators

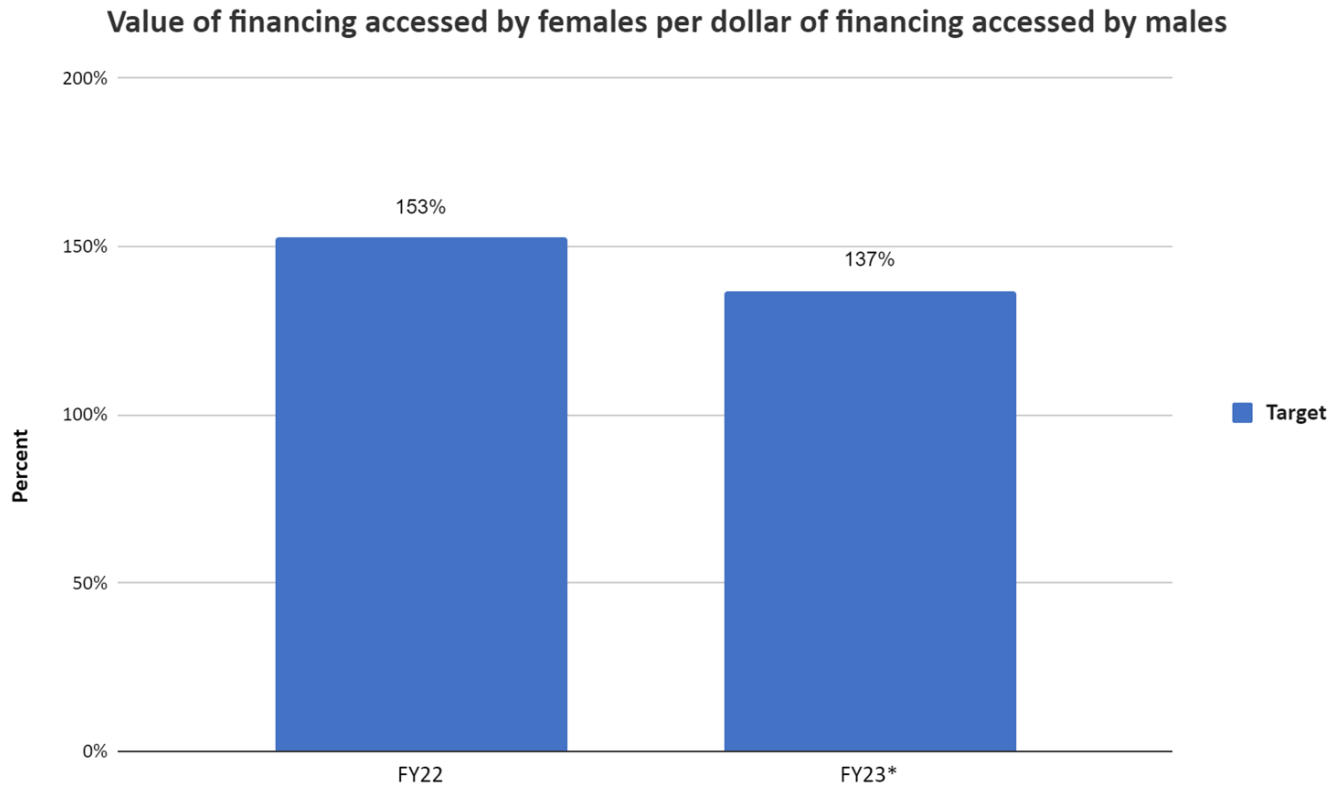
Value of annual sales of producers and firms in the agriculture and food system receiving USG assistance



**Note: The FY23 target is preliminary.*

Rationale: The value (in U.S. dollars) of sales from producers and firms in targeted markets that receive USG assistance is a proxy measure of the competitiveness of those actors. This measurement also helps track strengthened and expanded access to markets and progress toward engagement by producers and firms throughout the value-chain. Strengthened and expanded access to markets is essential to achieving inclusive, sustainable, agriculture-led economic growth, which, in turn, will reduce poverty and thus achieve the goal.

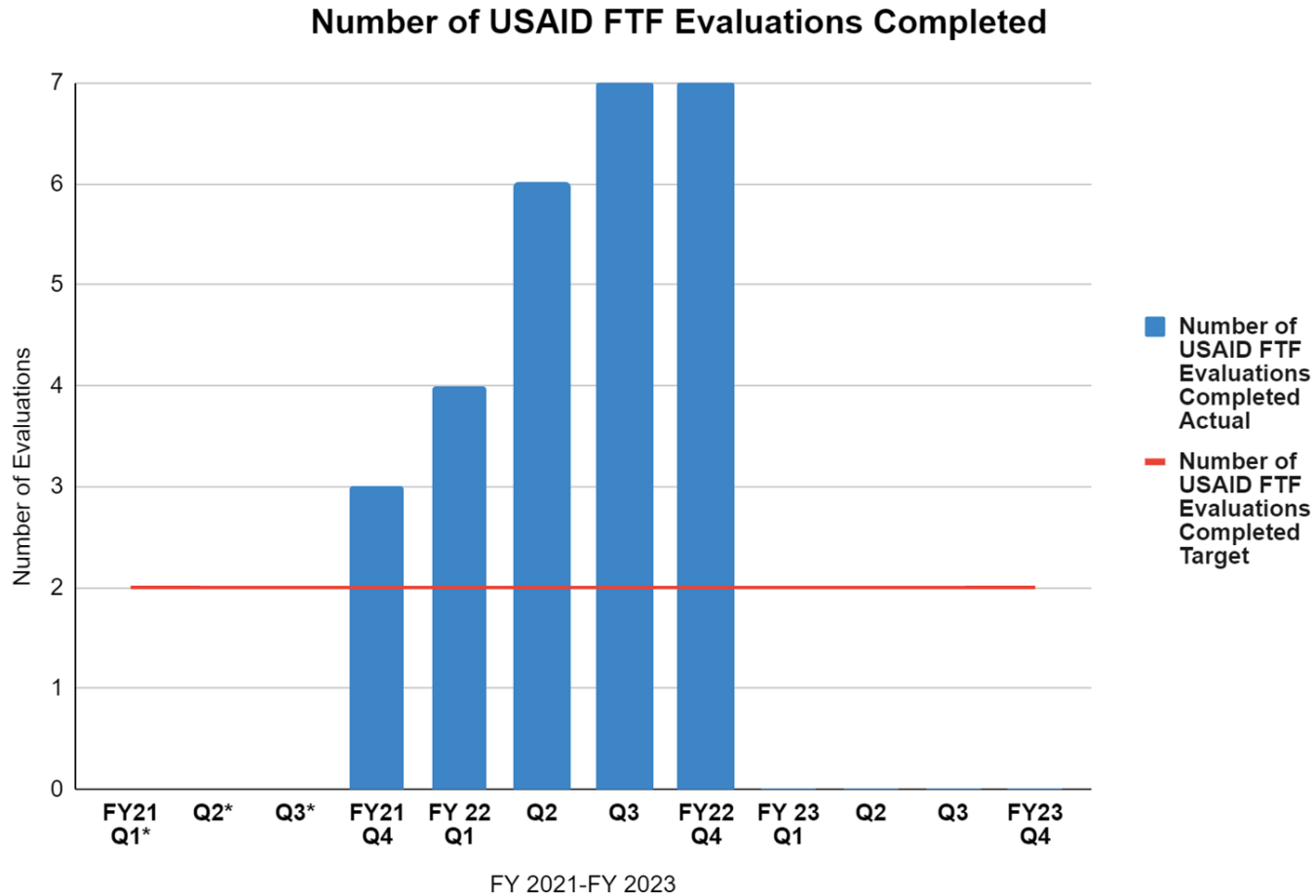
Key indicators



**Note: The FY23 target is preliminary.*

Rationale: This indicator sums the total U.S. dollar value of debt (both cash and in-kind loans) and non-debt financing, such as equity financing, disbursed during the reporting year as a result of USG-assistance to producers (individual farmers, fishers, cooperatives, etc.), input suppliers, transporters, processors, other Micro, Small, and Medium Enterprises (MSMEs), and larger enterprises that are in a targeted agricultural value chain and are participating in a USG-funded activity. USG assistance may consist of technical assistance, insurance coverage, guarantee provision, or other capacity-building and market-strengthening activities to producers, organizations and enterprises. The indicator counts the value of non-debt financing and both cash and non-cash lending disbursed to the participant, not financing merely committed (e.g., loans in process, but not yet available to the participant). Values greater than 100% mean that females are accessing more than \$1 for every \$1 of financing accessed by males as a result of Feed the Future.

Key indicators



**Note: In FY21, reporting for this indicator paused due to the change in Administrations.*

Rationale: This indicator tracks the number of FTF evaluations uploaded to DEC each quarter.

Key milestones

Milestone Summary

Key Milestone	Milestone Due Date	Milestone Status	Change from Last Quarter	Owner	Comments
FTF Target Country Selection Indicators Finalized and Consultations Completed	Q1 FY22	Completed	Completed	RFS/PO	
FTF Target Countries Tentatively Selected/Approved by FTF Interagency Community	Q2 FY22	Completed	Completed	RFS/PO	USAID selected the following new FTF target countries: Democratic Republic of the Congo, Liberia, Madagascar, Malawi, Mozambique, Rwanda, Tanzania, and Zambia. The FTF Interagency Community approved the selection.
FTF Activity Design Guidance Consultations Completed	Q2 FY22	Completed	Completed	RFS/PAE	USAID changed the name of the FTF Technical Guidance, to the FTF Activity Design Guidance.
FTF Target Countries Approved by NSC and Announced Publicly	Q3 FY22	Completed	Completed	RFS/PO	National Security Council approved the eight new FTF target countries. In June 2022, USAID officially announced the selection.
FTF Target Country Plan Guidance Finalized	Q3 FY22	Completed	Estimated completion, FY23 Q1	RFS/OCS	USAID finalized the Country Plan Guidance and rolled it out to new and existing target countries and the FTF interagency during the first week of October 2022.
Evidence Gap Maps (EGMs) Finalized	Q4 FY22	Delayed	Estimated completion, FY23 Q1	RFS/PAE	USAID finalized two (Resilience and Water Security, Sanitation and Hygiene) of four EGMs in FY22 Q4, and will finalize the remaining two (Agriculture-led Growth and Nutrition) in FY23 Q1.
FTF Target Country Plans Updated/Finalized	Q1 FY23	Delayed	Expected completion, FY23 Q4	RFS/OCS	USAID will complete this milestone in FY23 Q4, as opposed to FY23 Q1, to allow Missions to focus on programming supplemental funding in FY23 Q1.
FTF Activity Design Guidance Updated	Q2 FY23	On track		RFS/PAE	
Pilot influence and leverage measurement completed	Q3 FY23	On track		RFS/PAE	
At least one bureau-wide pause and reflect events to consider new evidence completed	Q4 FY23	On track		RFS/PAE	Changed from two to at least one pause and reflect event

Narrative – FY 22 Q4

In Q4, USAID exceeded the target for the number of FTF evaluations. This indicator tracks the number of evaluations a Mission or partner uploads to the Development Experience Clearinghouse (DEC) within the quarter time frame.

In Q4, USAID worked to complete the Country Plan Guidance and schedule information sessions to roll out the guidance to new and existing target countries, and the interagency. USAID finalized the Guidance and conducted the roll-out in early October 2022.

In Q4, USAID completed evidence gap maps for the Resilience and Water Security, Sanitation and Hygiene program areas. USAID completed draft evidence gap maps for Agriculture-led Growth and Nutrition, and will finalize them in FY23 Q1.

Final data for annual indicators will be available in Q3 FY2023.

Data limitations

Only values reported against the 'male' and 'female' sex disaggregate under EG.3.2-27 are used to calculate the APG indicator "*Average value per capita of agriculture-related financing received by females as a percentage of the value per capita of agriculture-related financing received by males as a result of USG assistance*". However, in addition to male and female sex disaggregate options, 'mixed' and 'disaggregates not available' (DNA) are also disaggregation options for EG.3.2-27. For example, if there is more than one proprietor, and if proprietors are a mix of females and males, the 'mixed' disaggregate is used. In certain cases, the proportion of 'mixed' and DNA may be large, and female and male disaggregates may consequently comprise a small proportion of the total value of financing accessed. A small number of mechanisms / countries usually drives the proportion of results that are not disaggregated. USAID is implementing several actions to decrease the proportion of non-disaggregated results reported under the indicator, including increased emphasis on these requirements in the annual training sessions with Implementing Partners (IPs) and USAID staff on FTF reporting, clearly including a step for our RFS/Office of Country Support to look for these disaggregates in our annual review of FTF reporting, and running reports to identify FTF activities with high levels of non-disaggregated results and following up with those IPs and Missions directly during our annual review.

EG.3.2-27 counts debt and non-debt financing, and sex disaggregates are layered under each type of financing accessed. Therefore, although rare, females and males may be double-counted if they accessed both debt and non-debt financing.

Additional information

Contributing Programs

Contributing programs to the Food Security and Resilience APG include a range of efforts from across the USG in support of the Global Food Security Strategy (GFSS) 2022-2066, see Annex 1: Agency-specific Implementation Plans of the GFSS (https://www.usaid.gov/sites/default/files/documents/Global-Food-Security-Strategy-FY22-26_508C.pdf)

Stakeholder / Congressional Consultations

Congress supported USG food security efforts by enacting the Global Food Security Act of 2016, authorizing food security appropriations through FY 2021. The process to develop the USG's GFSS included external consultations with non-governmental, U.S. universities, and private-sector stakeholders. USAID, with its interagency partners, continues to engage with Congress and other stakeholders on the implementation of the GFSS. In FY22 and beyond, this will include the completion of country plans for FTF target countries; the further development of stakeholder-collaboration platforms; and refinement of the monitoring, evaluation, and learning approach to track progress and facilitate the sharing of learning and best practices. The development of the plans will be led by interagency teams at Post who will be asked to consult widely with their host country counterparts, civil society, private sector actors. Following from the updated GFSS, the plans will include a focus on marginalized and underrepresented groups and they will be engaged in the consultation process as appropriate.



Agency Priority Goal | Action Plan | FY 2022 - Q2

Resilience and Food Security

Goal Leader(s):

Jim Barnhart, Assistant to the Administrator, Bureau for Resilience and Food Security

Goal Overview

Goal statement

- Facilitate inclusive, resilient growth in the agriculture and food system to sustainably reduce poverty, food insecurity, and malnutrition. By September 30, 2023, annual sales by assisted farms and firms in the agriculture and food system will exceed the pre-pandemic level of \$3 billion.

Problem to Be Solved

- The goal of the Feed the Future initiative is to sustainably reduce poverty, hunger, and malnutrition.
- The COVID-19 pandemic and Putin's war in Ukraine threaten to erase years of food-security progress. As a result of the pandemic, extreme poverty is rising globally for the first time in two decades, while global inequality is also on the rise. The latest estimate from the World Bank is that in 2020, the pandemic pushed up to 97 million additional people into poverty. Early modeling estimates that an additional 8-13 million people could become food insecure as a result of the war in Ukraine, though this estimate is likely conservative*.

What Success Looks Like

- Inclusive and sustainable agriculture-led economic growth provides many pathways to poverty reduction, generating jobs and reliable incomes directly through the agriculture and food system and indirectly through multiplier effects across the broader economy, and increases access to safe and nutritious foods.
- Feed the Future will make critical contributions to 20 percent reductions in poverty and stunting over the next five years in the areas where Feed the Future works.

**FAO Early Modeling Estimate (March 25, 2022) in [Summary Analysis: Impacts of Russia's war on Ukraine on Global Food Security USAID's Bureau for Humanitarian Assistance and Bureau for Resilience & Food Security, April 28, 2022 \(pg. 14\)](#)*

Goal target(s)

In the table below, please repeat the key metrics included in the goal statement (previous slide) that will be used to track progress.

Please update this column each quarter.

Achievement statement		Key indicator(s)	Quantify progress			Frequency
By...	We will...	Name of indicator	Target value	Starting value	Current value	Update cycle
9/30/2022	Facilitate inclusive, resilient growth in the agriculture and food system to sustainably reduce poverty, food insecurity, and malnutrition. By 2023, annual sales by assisted farms and firms in the agriculture and food system will exceed the pre-pandemic level of \$3 billion	Value of annual sales of producers and firms in the agriculture and food system receiving USG assistance	\$2,260,521,458	\$1,683,248,584	NA	Final FY22 target available by April 2022 and final actual by April 2023
09/30/22		Average value per capita of agriculture-related financing received by females as a percentage of the value per capita of agriculture-related financing received by males as a result of USG assistance	153%		NA	Final FY22 target available by April 2022 and final actual by April 2023
09/30/22		Number of Feed the Future (FTF) Evaluations Completed	2		6	One week after the end of last quarter.

Data accuracy & reliability

USAID collects data to support annual indicators for the APG on Resilience and Food Security from all Feed the Future (FTF) countries and U.S. Government (USG) interagency partners, to the extent they select to use key measures and report their data, and capture results within and outside the Zones of Influence (ZOI). The Agency compiles them in the Development Information Solution (DIS), and updates them annually.

FTF reporting in Development Information Solution (DIS) is part of an interagency effort to consolidate USG reporting on FTF activities. Twelve USG agencies work together on food security efforts for FTF and seven of those agencies contribute indicator data to DIS, including USAID, the U.S. Department of Agriculture (USDA), Millennium Challenge Corporation (MCC), Peace Corps, Department of Treasury, the U.S. African Development Foundation (USADF), and the Inter-American Foundation (IAF).

FTF verifies performance data using Data-Quality Assessments (DQAs), and the data must meet standards of validity, integrity, precision, reliability, and timeliness. Each USAID Operating Unit must document the methodology used to conduct the DQAs. DQA and data-source records are maintained in the Performance Management Plans, as described in USAID's Automated Directive System (ADS) Chapter 201.3.5.7, <https://www.usaid.gov/sites/default/files/documents/201.pdf>).

To ensure the quality of data, USAID works closely with the USG interagency and our implementing partners to review and validate. USAID usually has preliminary data on APG annual indicators actuals for the previous fiscal year and updated targets by December of that calendar year, and final data by April of the next calendar year.

Goal Team

RFS Front Office

- Jim Barnhart, Assistant to the Administrator, RFS
- Mike Michener, Deputy Assistant to the Administrator, RFS
- Rob Bertram, Chief Scientist

RFS Center for Agriculture Led Growth

- Carol Jenkins, Director
- Steve Morin, Market Systems and Finance Division Chief
- Julie March, Production Systems Division Chief
- Nora Lapitan, Input Systems Division Chief

RFS Office of Country Support

- Linda McElroy, Director
- Lauren Ruth, Africa Division Chief
- Sally Rey, Latin America and Asia Division Chief

RFS Center for Resilience

- Christine Gottschalk, Director
- Jennifer Horsfall, Resilient Communities and Systems Division Chief
- Jami Montgomery, Resilient Livelihoods and Markets Division Chief

RFS Center for Water Security, Sanitation and Hygiene

- Jeffrey Goldberg, Director
- Portia Persley, Global Strategy and Leadership Division Chief
- Sam Huston, Water and Sanitation Technical Services Division Chief

RFS Center for Nutrition

- Carol Wilson, Director
- Kelly Cormier, Food Safety Division Chief
- Megan Rhodes, Nutrition Technical Services Division Chief

Policy Analysis and Engagement

- Amy Davies, Director
- Chris Hillbruner, Analysis and Learning Division Chief
- Jim Oehmke, Acting Policy Division Chief
- Michael Satin, Strategic Engagement Division Chief

Goal Strategies

Key Strategies:

- Strengthen inclusive, productive, and profitable food and agriculture systems, especially for small-scale producers and micro, small, and medium enterprises (MSMEs);
- Strengthen and expand access to markets and trade, increase market participation, and increase movement, availability, and affordability of agricultural inputs, goods, services, and safe, nutritious foods;
- Increase representation, employment, and entrepreneurship, especially for the landless, extreme poor, women, youth, and marginalized or underrepresented groups; and
- Drive sustainable productivity increases while promoting nature-positive impacts on natural resources and the environment.

Goal Strategies

External factors:

- **Climate Change:** Climate change is both a stressor and risk multiplier, leading to increased crop failures, water insecurity, depletion of natural resources, and more frequent and extreme weather events. Farmers face higher temperatures that stress crops and livestock, as well as make agricultural labor more difficult and dangerous. In addition, there are longer droughts, unpredictable rains, and warming oceans affecting fish stocks. Agricultural and food systems contribute approximately 21-37 percent of global human-caused greenhouse gas (GHG) emissions. We have mainstreamed evidence-based climate adaptation approaches across its the refreshed Global Food Security Strategy 2022-2026's (GFSS-R) three objectives to mitigate this threat and accelerate and protect progress.
- **COVID-19 Pandemic's Long-Term Effects:** In addition to the immediate health repercussions of COVID-19 itself and its burden on overwhelmed health systems, the secondary effects of COVID-19 include disruptions to the key components of the food system that allow for continuous, sustainable access to nutritious foods. Efforts to curb the spread of COVID-19 have disrupted access to food, compromised nutrition, eliminated jobs and shut down entire sections of economies, including agriculture. COVID-19 pushed 97 million people into extreme poverty in 2020, and is deepening the gender poverty gap as women's livelihoods are disproportionately impacted. We will use our existing Feed the Future infrastructure to mitigate the near, medium and long term secondary economic impacts of the pandemic by ensuring food and market systems continue to function.
- **Conflict:** Conflict has become one of the largest drivers of food crises worldwide especially in countries affected by major crises, including conflict and climate shocks. Much of our food security programming takes place in areas characterized by tension among and within social and socioeconomic groups, social marginalization, and in some cases, outright violence. All of these factors mutually affect each other. We are emphasizing integration of conflict-sensitive, peace-building and social cohesion strategies across programming in these areas.

Goal Strategies

External factors cont.

- **Putin's war in Ukraine:** The impacts of Putin's war are being felt far beyond Ukraine's borders, with huge implications for global food security and nutrition, especially for countries already vulnerable to rising hunger. The conflict continues to raise concerns due to reduced food and fertilizer supplies and subsequent price increases in these commodities, along with fuel. If not mitigated, these price increases on food and commodities will likely diminish crop productivity and reduce incomes, further undermining families' abilities to access nutritious food. In this scenario, this could result in significant increases in global poverty, hunger, and malnutrition. We will leverage the Feed the Future initiative to respond and blunt the impacts of the crisis in Ukraine.

Goal Strategies

Goal: Sustainably reduce global poverty, hunger and malnutrition

Objective 1

Inclusive and sustainable agriculture-led economic growth

Objective 2

Strengthened resilience among people and systems

Objective 3

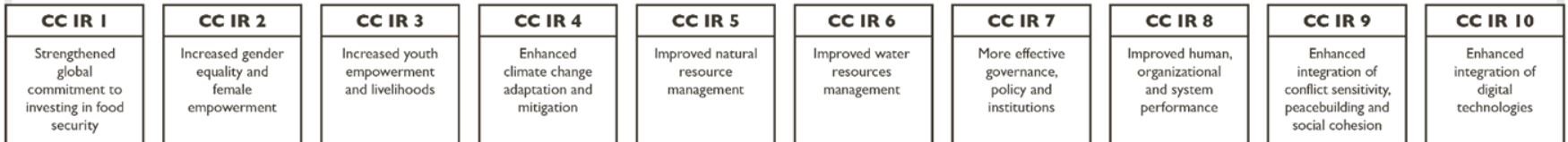
A well-nourished population especially among women and children

Inclusion, equality and equity are essential to achieving these objectives.

Intermediate Results (IR)

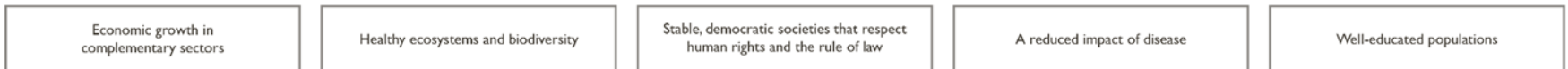


Cross-Cutting Intermediate Results (IR)



Complementary Results

Long-term food security efforts benefit from and contribute to complementary work streams that promote:



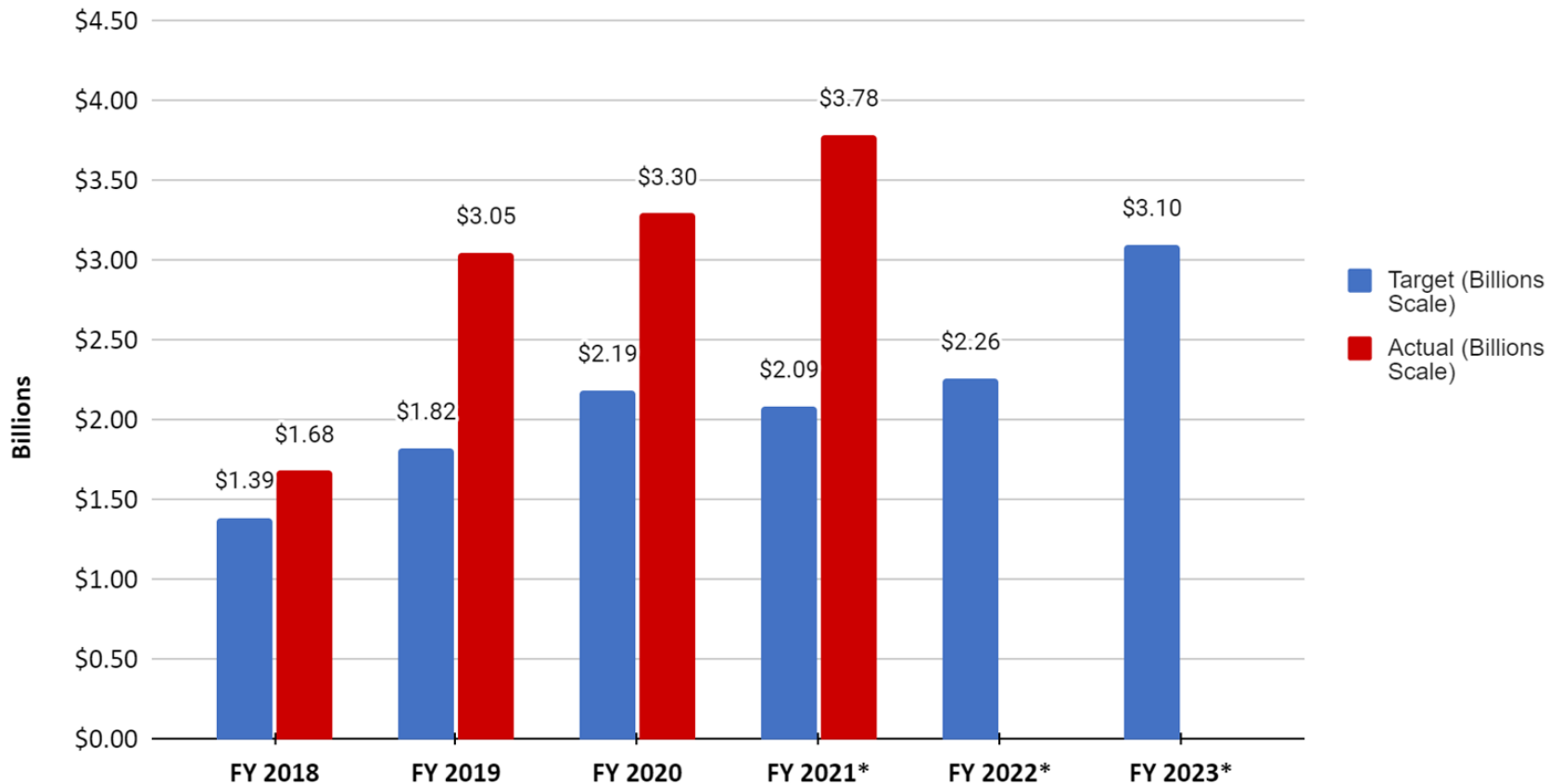
Source: U.S. Government Global Food Security Strategy 2022-2026.

https://www.usaid.gov/sites/default/files/documents/Global-Food-Security-Strategy-FY22-26_508C.pdf

SENSITIVE BUT UNCLASSIFIED

Key indicators

Value of annual sales of producers and firms in the agriculture and food system receiving USG assistance

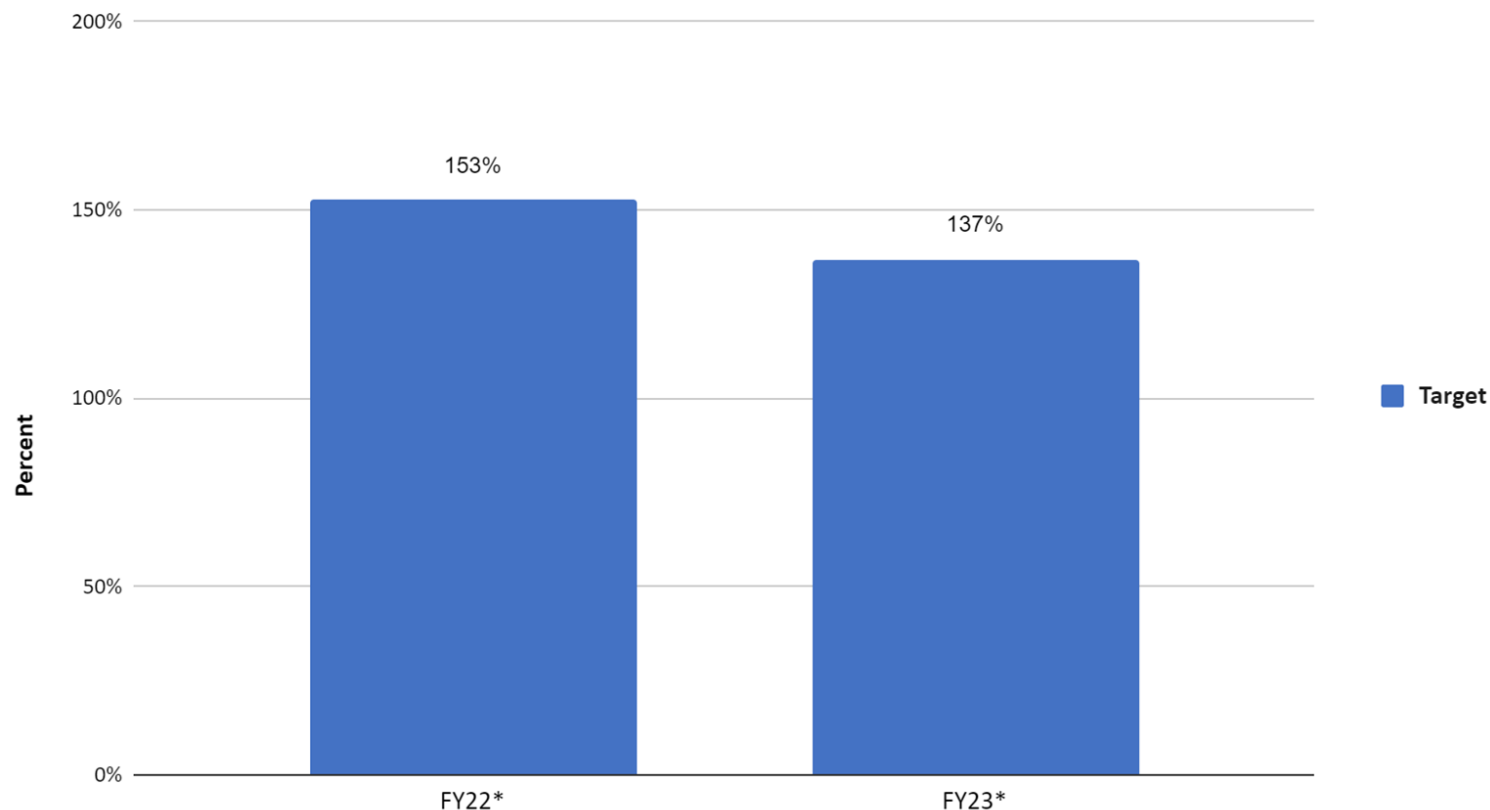


**Note: USAID updated the FY21 actual and FY22-23 targets.*

Rationale: The value (in U.S. dollars) of sales from producers and firms in targeted markets that receive USG assistance is a proxy measure of the competitiveness of those actors. This measurement also helps track strengthened and expanded access to markets and progress toward engagement by producers and firms throughout the value-chain. Strengthened and expanded access to markets is essential to achieving inclusive, sustainable, agriculture-led economic growth, which, in turn, will reduce poverty and thus achieve the goal.

Key indicators

Value of financing accessed by females per dollar of financing accessed by males

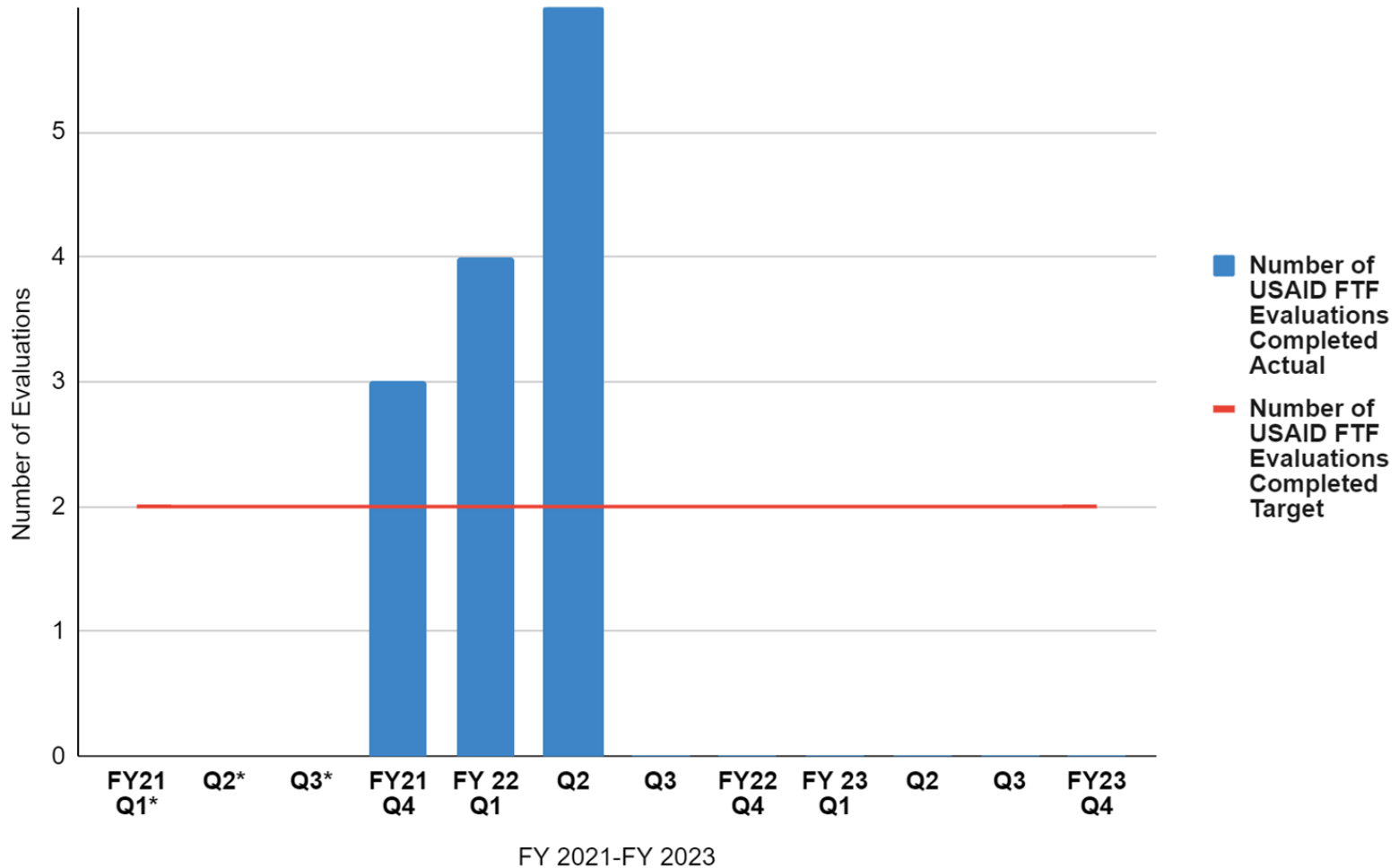


**Note: USAID updated the preliminary target for FY22, and the FY23 target is preliminary.*

Rationale: This indicator sums the total U.S. dollar value of debt (both cash and in-kind loans) and non-debt financing, such as equity financing, disbursed during the reporting year as a result of USG-assistance to producers (individual farmers, fishers, cooperatives, etc.), input suppliers, transporters, processors, other Micro, Small, and Medium Enterprises (MSMEs), and larger enterprises that are in a targeted agricultural value chain and are participating in a USG-funded activity. USG assistance may consist of technical assistance, insurance coverage, guarantee provision, or other capacity-building and market-strengthening activities to producers, organizations and enterprises. The indicator counts the value of non-debt financing and both cash and non-cash lending disbursed to the participant, not financing merely committed (e.g., loans in process, but not yet available to the participant). Values greater than 100% mean that females are accessing more than \$1 for every \$1 of financing accessed by males as a result of Feed the Future.

Key indicators

Number of USAID FTF Evaluations Completed



**Note: In FY21, reporting for this indicator paused due to the change in Administrations.*

Rationale: This indicator tracks the number of FTF evaluations uploaded to DEC each quarter.

Key milestones

Milestone Summary				
Key Milestone	Milestone Due Date	Milestone Status	Change from last quarter	Comments
FTF Target Country Selection Indicators Finalized and Consultations Completed	Q1 FY22	Delayed	Complete	USAID finalized the country selection indicators related to need, and generated an initial shortlist of eligible countries. The team received interagency feedback on indicators, and will incorporate it in the final shortlist. USAID is finalizing the list of indicators that the team will use for the final shortlist of eligible countries. USAID will finalize the indicators by the end of March 22. Q2: USAID finalized the list of FTF target country selection indicators.
FTF Target Countries Tentatively Selected/Approved by FTF Interagency Community	Q2 FY22	On track	Delayed	Q2: The interagency will select new FTF target countries in Q3 FY 2022.
FTF Technical Guidance Consultations Completed	Q2 FY22	On track	Complete	
FTF Target Countries Approved by NSC and Announced Publicly	Q3 FY22	On track	On track	
FTF Target Country Plan Guidance Finalized	Q3 FY22	On track	On track	
Evidence Gap Maps Finalized	Q4 FY22	On track	On track	
FTF Target Country Plans Updated/Finalized	Q1 FY23	On track	On track	
FTF Technical Guidance Updated	Q2 FY23	On track	On track	
Pilot influence and leverage measurement completed	Q3 FY23	On track	On track	
Two bureau-wide pause and reflect events to consider new evidence completed	Q4 FY23	On track	On track	

Narrative – FY 22 Q2

In Q2, USAID exceeded the target for the number of FTF evaluations. This indicator tracks the number of evaluations a Mission or partner uploads to the Development Experience Clearinghouse (DEC) within the quarter time frame.

In Q2, USAID developed a final list of FTF target country selection indicators in March 2022. However, USAID delayed plans to select and approve FTF target countries by the FTF interagency community. USAID plans to select new FTF target countries by end of Q3 FY 2022.

FY 20-21 Indicators Summary of Results and Close-out

In FY21, the following FY 2020-2021 APG annual indicators exceeded target values.

1. USAID leveraged more than \$550 million from private sector partners.*
2. Almost 7.8 million people reached by FTF activities applied improved technologies or practices.*
3. FTF activities applied improved technologies or practices to 6.6 million hectares of land.*
4. Producers and firms in the agriculture and food system receiving USG assistance earned over 3.78 billion in sales.*
5. FTF reached 26.5 million children with nutrition-specific interventions such as behavior change, micronutrient supplementation, treatment of acute malnutrition and direct food assistance.*

*Indicator Description

1. Value of new USG commitments and private sector investment leveraged by the USG to support food security and nutrition
2. Number of individuals in the agri-food system who have applied improved management practices or technologies with USG assistance
3. Number of hectares under improved management practices or technologies with USG assistance
4. Value of annual sales of producers and firms receiving USG assistance
5. Number of children under age 5 reached with nutrition-specific interventions through programs funded by the U.S. Government

Data limitations

Only values reported against the 'male' and 'female' sex disaggregate under EG.3.2-27 are used to calculate the APG indicator "*Average value per capita of agriculture-related financing received by females as a percentage of the value per capita of agriculture-related financing received by males as a result of USG assistance*". However, in addition to male and female sex disaggregate options, 'mixed' and 'disaggregates not available' (DNA) are also disaggregation options for EG.3.2-27. For example, if there is more than one proprietor, and if proprietors are a mix of females and males, the 'mixed' disaggregate is used. In certain cases, the proportion of 'mixed' and DNA may be large, and female and male disaggregates may consequently comprise a small proportion of the total value of financing accessed. A small number of mechanisms / countries usually drives the proportion of results that are not disaggregated. USAID is implementing several actions to decrease the proportion of non-disaggregated results reported under the indicator, including increased emphasis on these requirements in the annual training sessions with Implementing Partners (IPs) and USAID staff on FTF reporting, clearly including a step for our RFS/Office of Country Support to look for these disaggregates in our annual review of FTF reporting, and running reports to identify FTF activities with high levels of non-disaggregated results and following up with those IPs and Missions directly during our annual review.

EG.3.2-27 counts debt and non-debt financing, and sex disaggregates are layered under each type of financing accessed. Therefore, although rare, females and males may be double-counted if they accessed both debt and non-debt financing.

Additional information

Contributing Programs

Contributing programs to the Food Security and Resilience APG include a range of efforts from across the USG in support of the Global Food Security Strategy (GFSS) 2022-2066, see Annex 1: Agency-specific Implementation Plans of the GFSS (https://www.usaid.gov/sites/default/files/documents/Global-Food-Security-Strategy-FY22-26_508C.pdf)

Stakeholder / Congressional Consultations

Congress supported USG food security efforts by enacting the Global Food Security Act of 2016, authorizing food security appropriations through FY 2021. The process to develop the USG's GFSS included external consultations with non-governmental, U.S. universities, and private-sector stakeholders. USAID, with its interagency partners, continues to engage with Congress and other stakeholders on the implementation of the GFSS. In FY22 and beyond, this will include the completion of country plans for FTF target countries; the further development of stakeholder-collaboration platforms; and refinement of the monitoring, evaluation, and learning approach to track progress and facilitate the sharing of learning and best practices. The development of the plans will be led by interagency teams at Post who will be asked to consult widely with their host country counterparts, civil society, private sector actors. Following from the updated GFSS, the plans will include a focus on marginalized and underrepresented groups and they will be engaged in the consultation process as appropriate.



Agency Priority Goal | Action Plan | FY 2022 - Q3

Resilience and Food Security

Goal Leader(s):

Maura Barry, Acting Assistant to the Administrator, Bureau for Resilience and Food Security

Goal Overview

Goal statement

- Facilitate inclusive, resilient growth in the agriculture and food system to sustainably reduce poverty, food insecurity, and malnutrition. By September 30, 2023, annual sales by assisted farms and firms in the agriculture and food system will exceed the pre-pandemic level of \$3 billion.

Problem to Be Solved

- The goal of the Feed the Future initiative is to sustainably reduce poverty, hunger, and malnutrition.
- The COVID-19 pandemic and Putin's war in Ukraine threaten to erase years of food-security progress. As a result of the pandemic, extreme poverty is rising globally for the first time in two decades, while global inequality is also on the rise. The latest estimate from the World Bank is that in 2020, the pandemic pushed up to 97 million additional people into poverty. Early modeling estimates that an additional 8-13 million people could become food insecure as a result of the war in Ukraine, though this estimate is likely conservative*.

What Success Looks Like

- Inclusive and sustainable agriculture-led economic growth provides many pathways to poverty reduction, generating jobs and reliable incomes directly through the agriculture and food system and indirectly through multiplier effects across the broader economy, and increases access to safe and nutritious foods.
- Feed the Future will make critical contributions to 20 percent reductions in poverty and stunting over the next five years in the areas where Feed the Future works.

**[FAO Early Modeling Estimate \(March 25, 2022\)](#) in [Summary Analysis: Impacts of Russia's war on Ukraine on Global Food Security USAID's Bureau for Humanitarian Assistance and Bureau for Resilience & Food Security, April 28, 2022 \(pg. 14\)](#)*

Goal target(s)

In the table below, please repeat the key metrics included in the goal statement (previous slide) that will be used to track progress.

Please update this column each quarter.

Achievement statement		Key indicator(s)	Quantify progress			Frequency
By...	We will...	Name of indicator	Target value	Starting value	Current value	Update cycle
9/30/2022	Contribute to increasing annual sales by assisted farms and firms in the agriculture and food system above pre-pandemic levels of \$3 billion	Value of annual sales of producers and firms in the agriculture and food system receiving USG assistance	\$2,260,521,458	\$1,683,248,584	NA	Final FY22 target available by April 2022 and final actual by April 2023
09/30/22	Contribute to agriculture-related financing.	Average value per capita of agriculture-related financing received by females as a percentage of the value per capita of agriculture-related financing received by males as a result of USG assistance	153%	N/A	NA	Final FY22 target available by April 2022 and final actual by April 2023
09/30/22	Contribute to the number of FTF evaluations	Number of Feed the Future (FTF) Evaluations Completed	2	4	7	One week after the end of last quarter.

Data accuracy & reliability

USAID collects data to support annual indicators for the APG on Resilience and Food Security from all Feed the Future (FTF) countries and U.S. Government (USG) interagency partners, to the extent they select to use key measures and report their data and capture results within and outside the Zones of Influence (ZOI). The Agency compiles them in the Development Information Solution (DIS), and updates them annually.

FTF reporting in Development Information Solution (DIS) is part of an interagency effort to consolidate USG reporting on FTF activities. Twelve USG agencies work together on food security efforts for FTF and seven of those agencies contribute indicator data to DIS, including USAID, the U.S. Department of Agriculture (USDA), Millennium Challenge Corporation (MCC), Peace Corps, Department of Treasury, the U.S. African Development Foundation (USADF), and the Inter-American Foundation (IAF).

FTF verifies performance data using Data-Quality Assessments (DQAs), and the data must meet standards of validity, integrity, precision, reliability, and timeliness. Each USAID Operating Unit must document the methodology used to conduct the DQAs. DQA and data-source records are maintained in the Performance Management Plans, as described in USAID's Automated Directive System (ADS) Chapter 201.3.5.7, <https://www.usaid.gov/sites/default/files/documents/201.pdf>).

To ensure the quality of data, USAID works closely with the USG interagency and our implementing partners to review and validate. USAID usually has preliminary data on APG annual indicators actuals for the previous fiscal year and updated targets by December of that calendar year, and final data by April of the next calendar year.

Goal Team

RFS Front Office

- Maura Barry, Acting Assistant to the Administrator, RFS
- Mike Michener, Deputy Assistant to the Administrator, RFS
- Rob Bertram, Chief Scientist

RFS Center for Agriculture Led Growth

- Jerry Glover, Acting Director
- Steve Morin, Market Systems and Finance Division Chief
- Julie March, Production Systems Division Chief
- Regina Eddy, Acting Input Systems Division Chief

RFS Office of Country Support

- Linda McElroy, Director
- Lauren Ruth, Africa Division Chief
- Sally Rey, Latin America and Asia Division Chief

RFS Center for Resilience

- Christine Gottschalk, Director
- Jennifer Horsfall, Resilient Communities and Systems Division Chief
- Jami Montgomery, Resilient Livelihoods and Markets Division Chief

RFS Center for Water Security, Sanitation and Hygiene

- Jeffrey Goldberg, Director
- Portia Persley, Global Strategy and Leadership Division Chief
- Sam Huston, Water and Sanitation Technical Services Division Chief

RFS Center for Nutrition

- Carol Wilson, Director
- Kelly Cormier, Food Safety Division Chief
- Megan Rhodes, Nutrition Technical Services Division Chief

Policy Analysis and Engagement

- Chris Hillbruner, Acting Director
- Zachary Baquet, Acting Analysis and Learning Division Chief
- Kristy Cook, Acting Policy Division Chief
- Keith Dokho, Acting Strategic Engagement Division Chief

Goal Strategies

Key Strategies:

- Strengthen inclusive, productive, and profitable food and agriculture systems, especially for small-scale producers and micro, small, and medium enterprises (MSMEs);
- Strengthen and expand access to markets and trade, increase market participation, and increase movement, availability, and affordability of agricultural inputs, goods, services, and safe, nutritious foods;
- Increase representation, employment, and entrepreneurship, especially for the landless, extreme poor, women, youth, and marginalized or underrepresented groups; and
- Drive sustainable productivity increases while promoting nature-positive impacts on natural resources and the environment.

Goal Strategies

External factors:

- **Climate Change:** Climate change is both a stressor and risk multiplier, leading to increased crop failures, water insecurity, depletion of natural resources, and more frequent and extreme weather events. Farmers face higher temperatures that stress crops and livestock, as well as make agricultural labor more difficult and dangerous. In addition, there are longer droughts, unpredictable rains, and warming oceans affecting fish stocks. Agricultural and food systems contribute approximately 21-37 percent of global human-caused greenhouse gas (GHG) emissions. We have mainstreamed evidence-based climate adaptation approaches across its the refreshed Global Food Security Strategy 2022-2026's (GFSS-R) three objectives to mitigate this threat and accelerate and protect progress.
- **COVID-19 Pandemic's Long-Term Effects:** In addition to the immediate health repercussions of COVID-19 itself and its burden on overwhelmed health systems, the secondary effects of COVID-19 include disruptions to the key components of the food system that allow for continuous, sustainable access to nutritious foods. Efforts to curb the spread of COVID-19 have disrupted access to food, compromised nutrition, eliminated jobs and shut down entire sections of economies, including agriculture. COVID-19 pushed 97 million people into extreme poverty in 2020, and is deepening the gender poverty gap as women's livelihoods are disproportionately impacted. We will use our existing Feed the Future infrastructure to mitigate the near, medium and long term secondary economic impacts of the pandemic by ensuring food and market systems continue to function.
- **Conflict:** Conflict has become one of the largest drivers of food crises worldwide especially in countries affected by major crises, including conflict and climate shocks. Much of our food security programming takes place in areas characterized by tension among and within social and socioeconomic groups, social marginalization, and in some cases, outright violence. All of these factors mutually affect each other. We are emphasizing integration of conflict-sensitive, peace-building and social cohesion strategies across programming in these areas.

Goal Strategies

External factors cont.

- **Putin's war in Ukraine:** The impacts of Putin's war are being felt far beyond Ukraine's borders, with huge implications for global food security and nutrition, especially for countries already vulnerable to rising hunger. The conflict continues to raise concerns due to reduced food and fertilizer supplies and subsequent price increases in these commodities, along with fuel. If not mitigated, these price increases on food and commodities will likely diminish crop productivity and reduce incomes, further undermining families' abilities to access nutritious food. In this scenario, this could result in significant increases in global poverty, hunger, and malnutrition. We will leverage the Feed the Future initiative to respond and blunt the impacts of the crisis in Ukraine.

Goal Strategies

Goal: Sustainably reduce global poverty, hunger and malnutrition

Objective 1

Inclusive and sustainable agriculture-led economic growth

Objective 2

Strengthened resilience among people and systems

Objective 3

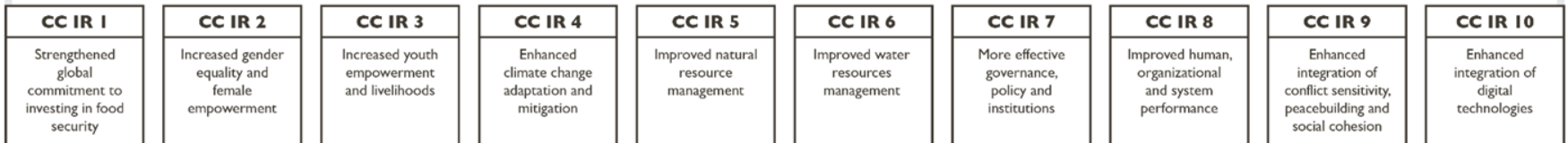
A well-nourished population especially among women and children

Inclusion, equality and equity are essential to achieving these objectives.

Intermediate Results (IR)

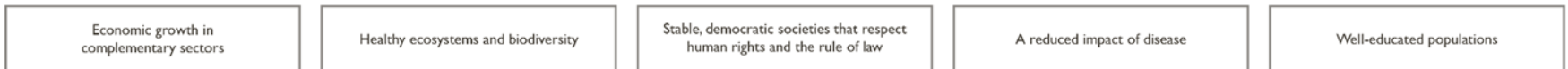


Cross-Cutting Intermediate Results (IR)



Complementary Results

Long-term food security efforts benefit from and contribute to complementary work streams that promote:

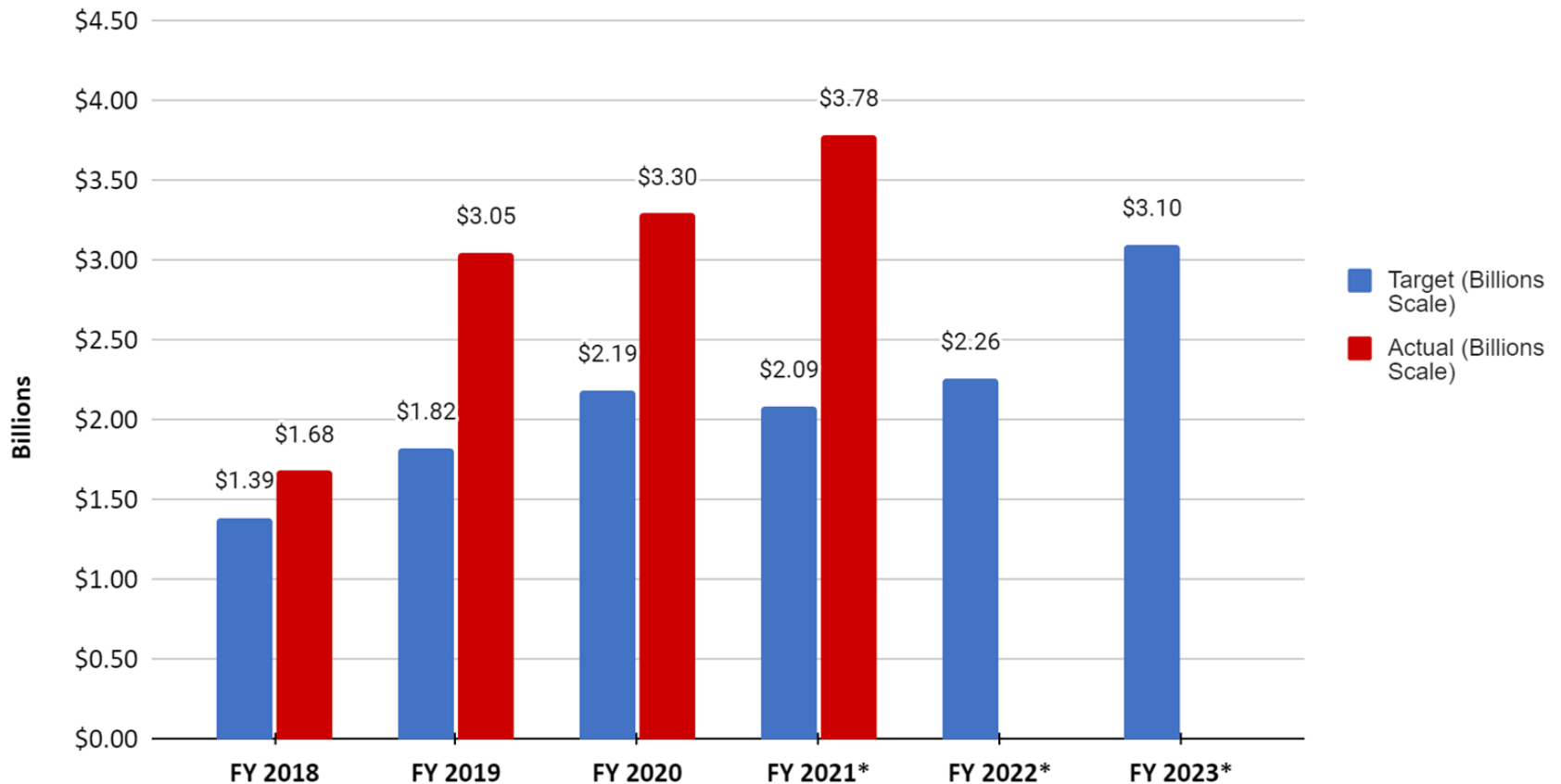


Source: U.S. Government Global Food Security Strategy 2022-2026.

https://www.usaid.gov/sites/default/files/documents/Global-Food-Security-Strategy-FY22-26_508C.pdf

Key indicators

Value of annual sales of producers and firms in the agriculture and food system receiving USG assistance

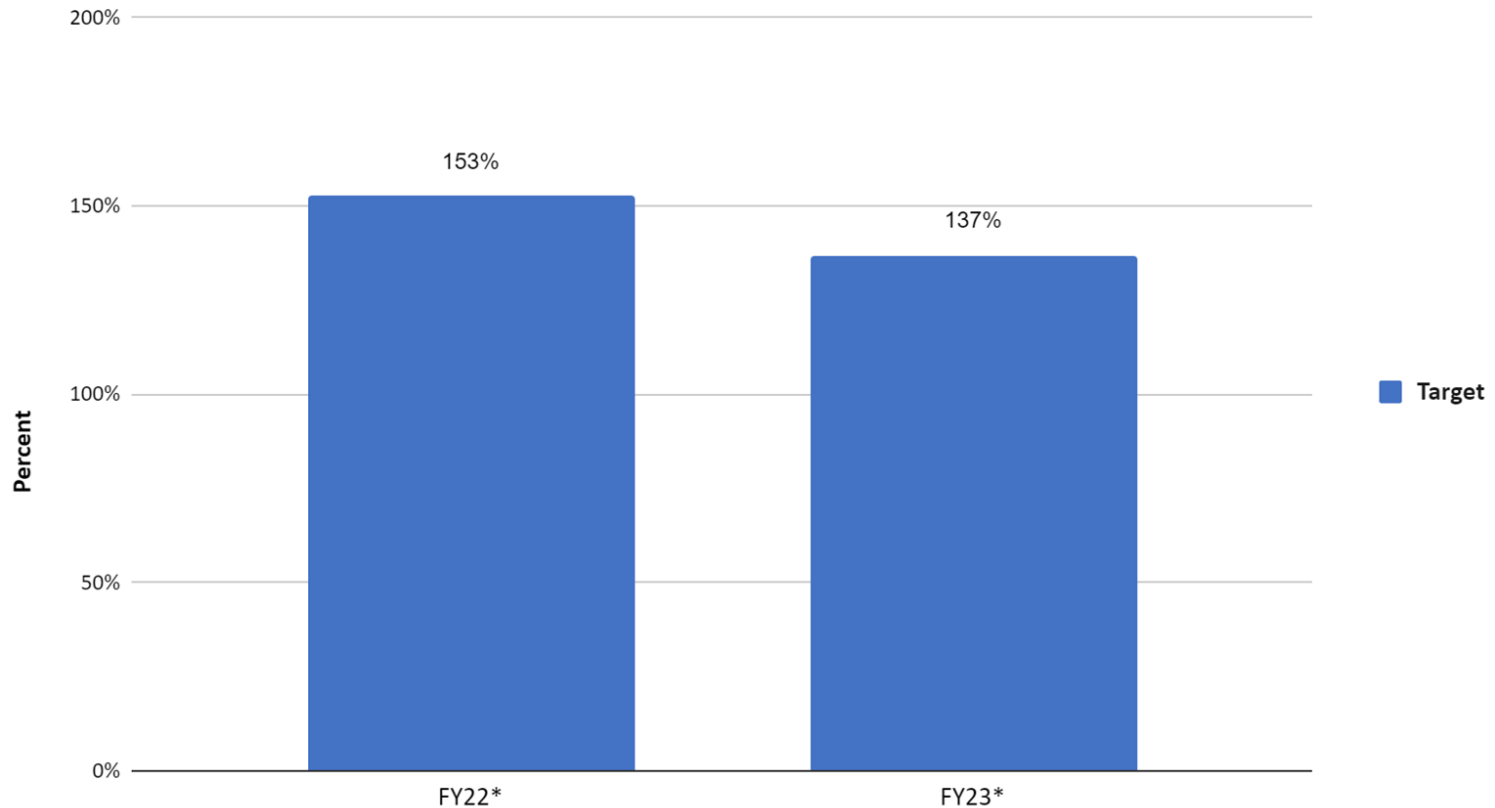


**Note: USAID updated the FY21 actual and FY22-23 targets.*

Rationale: The value (in U.S. dollars) of sales from producers and firms in targeted markets that receive USG assistance is a proxy measure of the competitiveness of those actors. This measurement also helps track strengthened and expanded access to markets and progress toward engagement by producers and firms throughout the value-chain. Strengthened and expanded access to markets is essential to achieving inclusive, sustainable, agriculture-led economic growth, which, in turn, will reduce poverty and thus achieve the goal.

Key indicators

Value of financing accessed by females per dollar of financing accessed by males

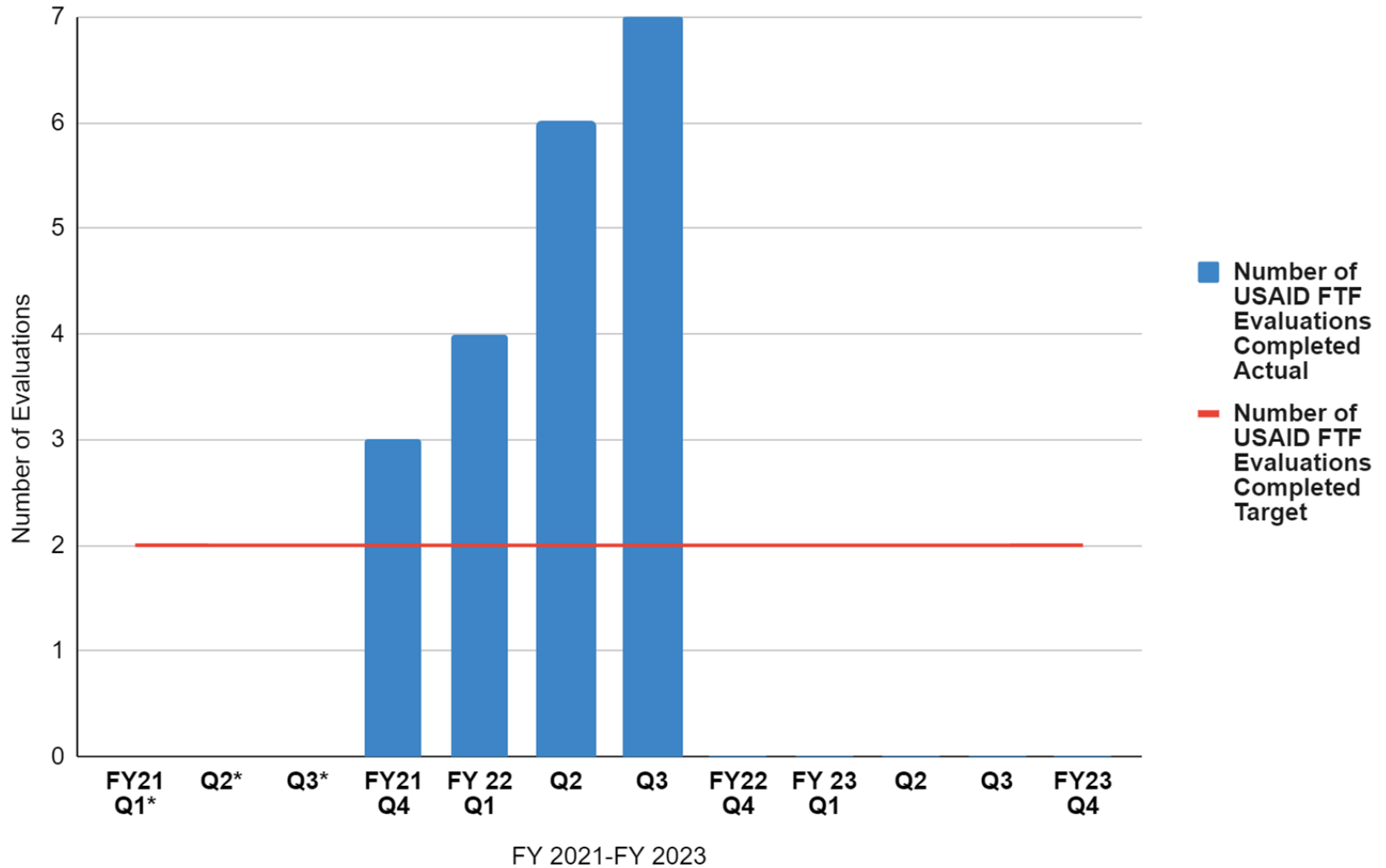


**Note: USAID updated the preliminary target for FY22, and the FY23 target is preliminary.*

Rationale: This indicator sums the total U.S. dollar value of debt (both cash and in-kind loans) and non-debt financing, such as equity financing, disbursed during the reporting year as a result of USG-assistance to producers (individual farmers, fishers, cooperatives, etc.), input suppliers, transporters, processors, other Micro, Small, and Medium Enterprises (MSMEs), and larger enterprises that are in a targeted agricultural value chain and are participating in a USG-funded activity. USG assistance may consist of technical assistance, insurance coverage, guarantee provision, or other capacity-building and market-strengthening activities to producers, organizations and enterprises. The indicator counts the value of non-debt financing and both cash and non-cash lending disbursed to the participant, not financing merely committed (e.g., loans in process, but not yet available to the participant). Values greater than 100% mean that females are accessing more than \$1 for every \$1 of financing accessed by males as a result of Feed the Future.

Key indicators

Number of USAID FTF Evaluations Completed



**Note: In FY21, reporting for this indicator paused due to the change in Administrations.*

Rationale: This indicator tracks the number of FTF evaluations uploaded to DEC each quarter.

Key milestones

Milestone Summary					
Key Milestone	Milestone Due Date	Milestone Status	Change from Last Quarter	Owner	Comments
FTF Target Country Selection Indicators Finalized and Consultations Completed	Q1 FY22	Completed	Completed	RFS/PO	
FTF Target Countries Tentatively Selected/Approved by FTF Interagency Community	Q2 FY22	Completed	Completed	RFS/PO	USAID selected the following new FTF target countries: Democratic Republic of the Congo, Liberia, Madagascar, Malawi, Mozambique, Rwanda, Tanzania, and Zambia. The FTF Interagency Community approved the selection.
FTF Activity Design Guidance Consultations Completed	Q2 FY22	Completed	Completed	RFS/PAE	USAID changed the name of the FTF Technical Guidance, to the FTF Activity Design Guidance.
FTF Target Countries Approved by NSC and Announced Publicly	Q3 FY22	Completed	Completed	RFS/PO	National Security Council approved the eight new FTF target countries. In June 2022, USAID officially announced the selection.
FTF Target Country Plan Guidance Finalized	Q3 FY22	Delayed	Delayed from Q3 FY22 to Q4 FY22	RFS/OCS	USAID is on track to finalize the guidance. USAID pushed back the roll out of the guidance to Q4 to give missions the opportunity to focus on programming supplemental funds.
Evidence Gap Maps Finalized	Q4 FY22	On track		RFS/PAE	
FTF Target Country Plans Updated/Finalized	Q1 FY23	Delayed	Delayed from Q1 FY23 to Q4 FY23	RFS/OCS	Delayed from Q1 FY23 to Q4 FY23 to allow Missions to focus on programming supplemental funding in Q1 FY23.
FTF Activity Design Guidance Updated	Q2 FY23	On track		RFS/PO	
Pilot influence and leverage measurement completed	Q3 FY23	On track		RFS/PAE	
Two bureau-wide pause and reflect events to consider new evidence completed	Q4 FY23	On track		RFS/PAE	

Narrative – FY 22 Q2

In Q3, USAID exceeded the target for the number of FTF evaluations. This indicator tracks the number of evaluations a Mission or partner uploads to the Development Experience Clearinghouse (DEC) within the quarter time frame.

In Q3, USAID selected eight new FTF target countries: Democratic Republic of the Congo, Liberia, Madagascar, Malawi, Mozambique, Rwanda, Tanzania, and Zambia. The National Security Council and FTF Interagency Community approved the selection, and USAID officially announced the selection in June 2022.

In Q3, USAID delayed the roll out of the FTF country plan guidance to Q4 to give missions the opportunity to focus on programming supplemental funds.

Data limitations

Only values reported against the 'male' and 'female' sex disaggregate under EG.3.2-27 are used to calculate the APG indicator "*Average value per capita of agriculture-related financing received by females as a percentage of the value per capita of agriculture-related financing received by males as a result of USG assistance*". However, in addition to male and female sex disaggregate options, 'mixed' and 'disaggregates not available' (DNA) are also disaggregation options for EG.3.2-27. For example, if there is more than one proprietor, and if proprietors are a mix of females and males, the 'mixed' disaggregate is used. In certain cases, the proportion of 'mixed' and DNA may be large, and female and male disaggregates may consequently comprise a small proportion of the total value of financing accessed. A small number of mechanisms / countries usually drives the proportion of results that are not disaggregated. USAID is implementing several actions to decrease the proportion of non-disaggregated results reported under the indicator, including increased emphasis on these requirements in the annual training sessions with Implementing Partners (IPs) and USAID staff on FTF reporting, clearly including a step for our RFS/Office of Country Support to look for these disaggregates in our annual review of FTF reporting, and running reports to identify FTF activities with high levels of non-disaggregated results and following up with those IPs and Missions directly during our annual review.

EG.3.2-27 counts debt and non-debt financing, and sex disaggregates are layered under each type of financing accessed. Therefore, although rare, females and males may be double-counted if they accessed both debt and non-debt financing.

Additional information

Contributing Programs

Contributing programs to the Food Security and Resilience APG include a range of efforts from across the USG in support of the Global Food Security Strategy (GFSS) 2022-2066, see Annex 1: Agency-specific Implementation Plans of the GFSS (https://www.usaid.gov/sites/default/files/documents/Global-Food-Security-Strategy-FY22-26_508C.pdf)

Stakeholder / Congressional Consultations

Congress supported USG food security efforts by enacting the Global Food Security Act of 2016, authorizing food security appropriations through FY 2021. The process to develop the USG's GFSS included external consultations with non-governmental, U.S. universities, and private-sector stakeholders. USAID, with its interagency partners, continues to engage with Congress and other stakeholders on the implementation of the GFSS. In FY22 and beyond, this will include the completion of country plans for FTF target countries; the further development of stakeholder-collaboration platforms; and refinement of the monitoring, evaluation, and learning approach to track progress and facilitate the sharing of learning and best practices. The development of the plans will be led by interagency teams at Post who will be asked to consult widely with their host country counterparts, civil society, private sector actors. Following from the updated GFSS, the plans will include a focus on marginalized and underrepresented groups and they will be engaged in the consultation process as appropriate.